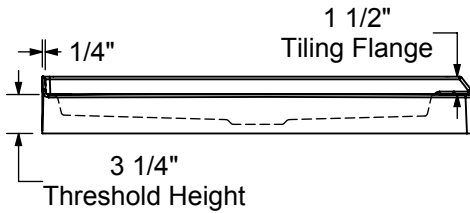
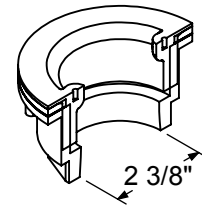
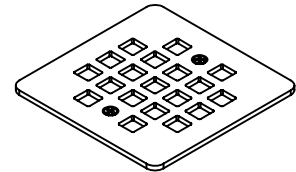


The hatched area represent the antislip surface



**DRAIN INCLUDED
ON B3 SQUARE ONLY**



All dimensions are approximate. Structure measurements must be verified against the unit to ensure proper fit.