
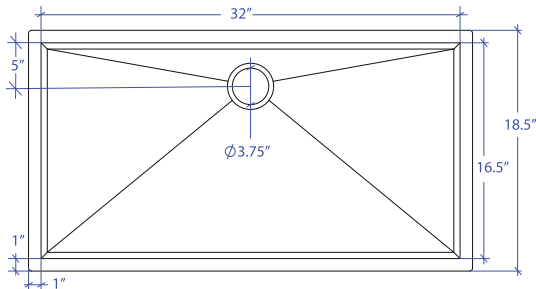


ORION MOUS-656SB



*Custom ADA compliant sinks are available



• FEATURES

16-gauge type 304 stainless steel
Bevel basin design

• TECHNICAL INFORMATION

External dimension: 34"Lx18.5"Wx10"D
Basin dimensions: 32"Lx16.5"Wx10"D

• FINISHES

Satin Brushed stainless steel

• INSTALLATION OPTIONS

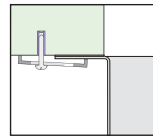
Top-mount
Under-mount

• MINIMUM CABINET SIZE (I.D.)

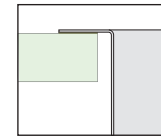
Top-mount 35"
Under-mount 37"

• US DESIGN PATENT D618,324 S

• DUAL-MOUNT INSTALLATION



Under-mount




Top-mount

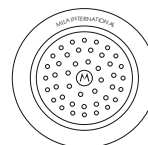
• ACCESSORY OPTIONS



MBG-6513SB
Basin Grid



MCB-651BB
Cutting Board



MKD-101SB
Strainer

PROJECT INFORMATION

Project			
Date	/ /	QTY	
Specifier			
Contact			
Note			