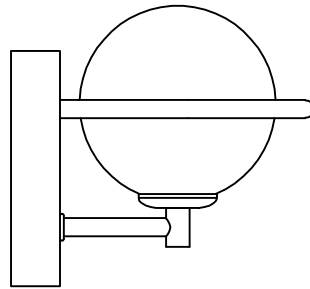
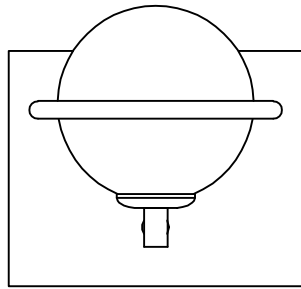




PRODUCT NAME: Revolve
ITEM NUMBER: 21601SWBKGLD

Please consult your electrician for hanging fixture and wiring.



The fixture is designed to dim with a standard Triac forward phase dimmer. Dimming levels will vary by dimmer.

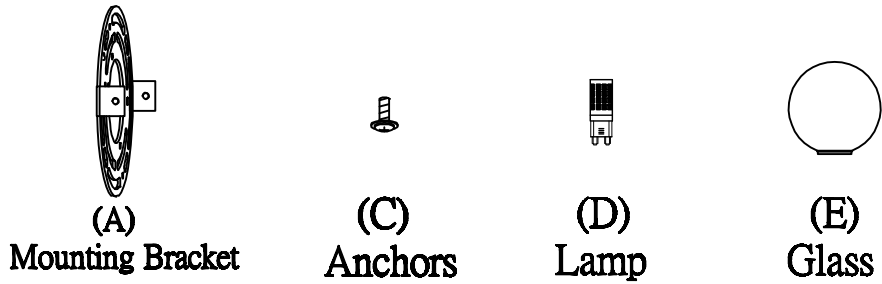
Below is a list of recommended dimmers:

- Lutron MACL-153M**
- Lutron DVL-153P**
- Lutron SCL-153P**
- Leviton IPL06-10Z**
- Leviton 6674-POW**

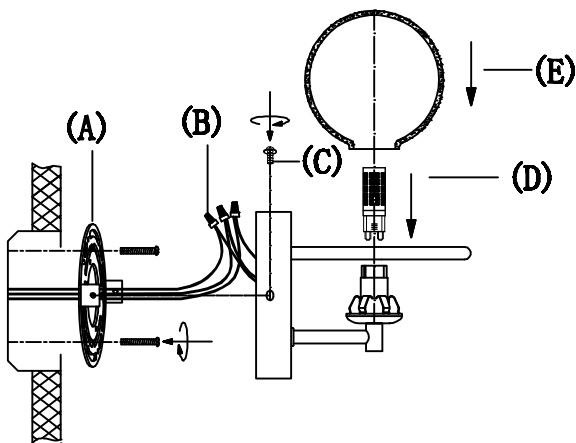
Due to inrush current wattage should not exceed 150 watts of product for a 600 watt dimmer.

Bulb(included): 1 x 4W LED G9 bulb

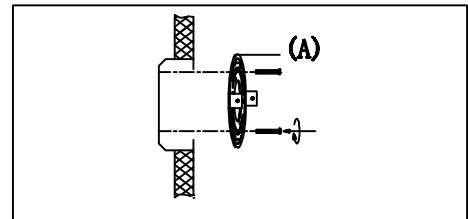
IMPORTANT: Turn off the power at the main fuse or circuit breaker box before starting installation



Locate all hardware & components before discarding packaging

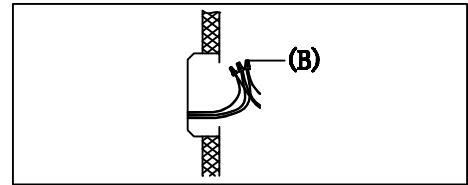


1.)



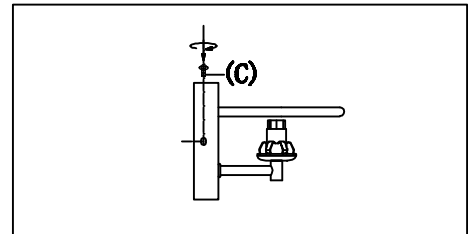
Step.1: Remove mounting bracket (A) from fixture and install to electrical box.

2.)



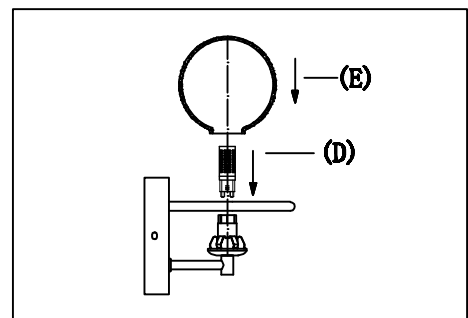
Step.2: Wire fixture to wires (B) in outlet box. Copper wire is for Ground.

3.)



Step.3: Install fixture to bracket and tighten screws (C) at the ends of the canopy to secure.

4.)



Step.4: Install G9 light bulb provided (D) and screw on glass shade (E) .

Cleaning & Care:

Clean with soft cloth and a mild detergent.
Do not use abrasive cleaner.