

MI09

GRAPHIC MOTHER OF PEARL INLAY

DETAILS

Installation Type: Drop-In

Materials: White Marble with Mother of Pearl Inlay on Metal Base






Drains: 1.5" Lavatory Drain, No Overflow

Dimensions are approximate: OD: 20 3/4" x 14 3/4" | ID: 17 1/2" x 11 1/2"

Each sink is hand-crafted by skilled artisans; no two sinks will be the same

Mother of Pearl is naturally iridescent, with the color changing with the angle of view. The MOP will have a variety of color variations with whites, silvers, golds, browns, etc. Due to the natural characteristics of the materials, color variations are to be expected.

AVAILABLE DRAINS

	D004	Grid Strainer
	D005	Lift and Turn
	D006	Pop-up w/ lift rod
	D101-D720	Decorative Drains
	D011-D017	Decorative Grid Strainer

INSTALLATION

Drain should be installed first.

DROP-IN: Cut opening large enough for the sink to be "dropped in" to countertop. Use 100% silicone to adhere sink to countertop. Clean any excess silicone from sink surface.

CARE

Mild soap and water for everyday cleaning. Avoid using harsh chemicals or abrasives, as well as anything acidic, such as vinegar or citrus, which will etch marble. A stone sealer should be applied once or twice a year to maintain the marble. Sealing repels staining agents, but doesn't make marble stainproof.

WARRANTY

Linkasink warranties our product to be free from manufacturing defect for the life of the product. Warranty does not cover improper care, neglect or abuse.

DIMENSIONS WILL VARY

DO NOT use this sheet as a guide for countertop cuts. Due to the handmade nature of each product, templates are not provided.