

CRYST RAMA



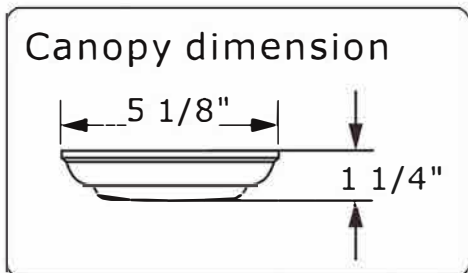
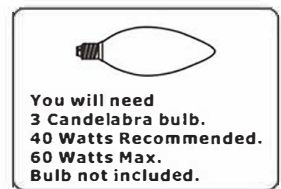
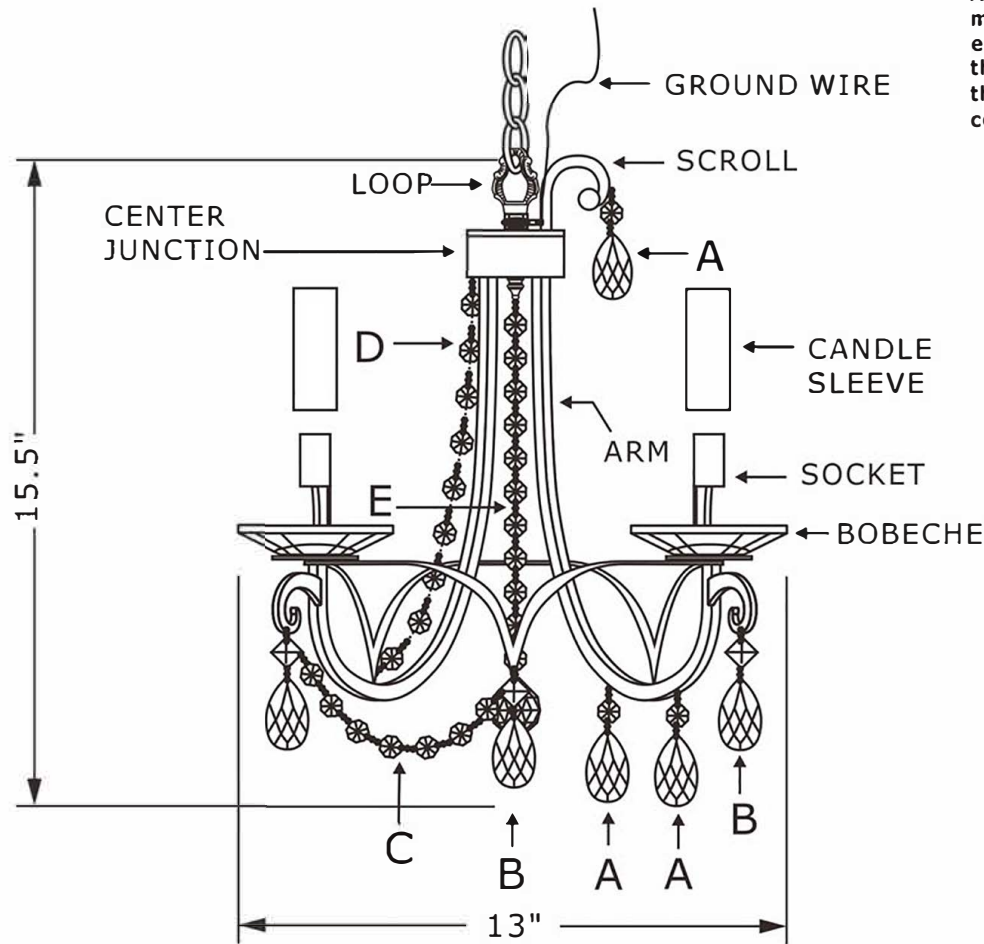
1958

95 Cantiague Rock Road, Westbury NY 11590
 Ph: 516.931.9090 Fax: 516.931.1254
 info@crystorama.com www.crystorama.com

MODEL# : 6823
ASSEMBLY AND DRESSING INSTRUCTIONS



All electrical components must be installed by a licensed electrician in accordance with the National Electric Code and the appropriate local electrical codes.



- A = (14mm+AS9-2")x9sets
- B = (18mm Square+AS9-2")x6sets
- C = (14mm*6)x6sets
- D = (14mm*9)x3sets
- E = (14mm*11+30mm Ball)x1pc

